

# Instruction Manual



## SPECTRA VR™

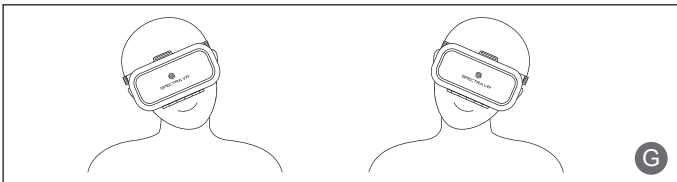
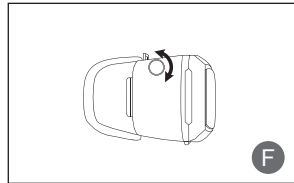
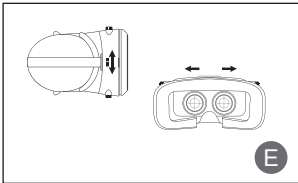
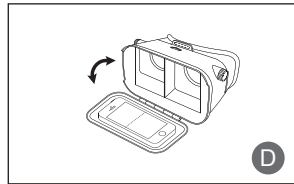
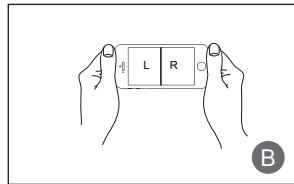
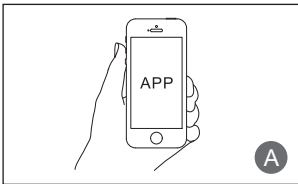
Virtual Reality Glasses





### Specifications

- 1. Distance Control Knob
- 2. Eye Distance Control Wheel
- 3. Front Cover Opening Tab
- 4. Removable Front Cover
- 5. Leatherette Cushion
- 6. Optical Lens



## 1. Download and Play Test Video

Use your mobile phone to download applicable apps from the following app stores (e.g., Apple App Store or Google Play). Based on the menu of each app, you may need to install a video player or gaming software. Also, test and see if the app supports left-and-right split screen display (as shown in picture B) and full-screen display.

## 2. How to Load

Open the front cover by pushing down the opening tab (as shown in picture C). Hold your phone with the screen facing inward and place your phone on the holder (as shown in picture D). If the contents are upside down, simply rotate your phone to correct the direction.

## 3. Lens Adjustment

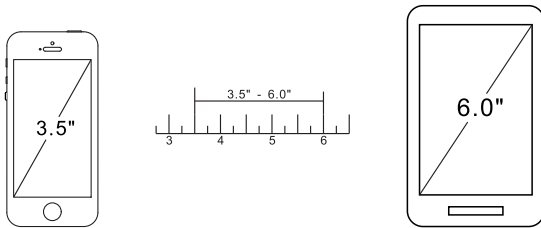
- Eye Distance Control Wheel (as shown in picture E): Turn the wheel left or right to adjust the distance between lenses to optimally match the distance between your eyes.
- Distance Control Knob (as shown in picture F): Adjust distance to focus on viewing objects without eye glasses (results may vary)

## 4. Body Motion Control

Viewing screen selection: Place your mobile phone into the Spectra VR. Then, you can select different video screens by moving your head from left and right in the video selection list (as shown in picture G).  
VR games: Playing 3D games can also be controlled by your body movements (as shown in picture G).

## 5. Compatible Smartphones

SpectraVR is compatible with 3.5" - 6.0" smartphones (Max. Length: 6.06"; Max. Width: 3.22")



### Caution:

- Use Spectra VR for its intended purpose only. Using the Spectra VR for other purposes may result in injury.
- Using the device is strictly prohibited when the mobile phone is charging, the consequences of improper use may cause injury or damage to the device.
- In order to protect your vision, it is recommended that the viewing time should not exceed more than 30 minutes.
- For the safest experience, always remain seated or stationary when using the Spectra VR.

## Product Registration Instructions



Visit: [www.HamiltonBuhl.com](http://www.HamiltonBuhl.com)

1. Click on Customer Care
2. Click on Product Registration Icon
3. Please fill out all fields marked with \* to register

### Warranty:

Warranty begins the date item ships from our warehouse. All products, except for metal carts, have a one year warranty from original date of shipment, unless otherwise noted. Metal carts have a limited lifetime warranty on all housing components; however, carts have a one year warranty on any electrical / mechanical components.

### Our Mission:

Since our founding in 1933, HamiltonBuhl continues to evolve as a leader in technology products for education and industry. Our products are embraced by educators, corporate trainers, presenters, government agencies, and hospitals for their daily presentation, from the classroom to the boardroom, HamiltonBuhl has the presentation product for you.



80 Little Falls Road  
Fairfield, NJ 07004  
1-800-631-0868  
[www.HamiltonBuhl.com](http://www.HamiltonBuhl.com)



\*Any forms of parts copy or whole copy of the manual is not allowed without the authorization of our company. Our company reserves all claim rights (except the simple citation for commentary article or comment).

RoHS

